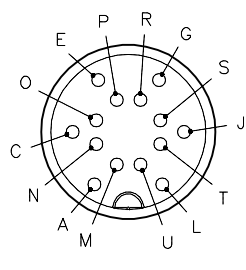


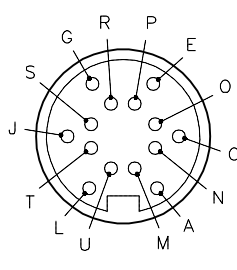
MALE END VIEW



- A = BROWN
- C = RED/BLUE
- E = BLACK
- G = PINK
- J = GREEN
- L = BLUE
- M = ORANGE
- N = GREY/BROWN
- O = VIOLET
- P = WHITE
- R = RED
- S = DRAIN
- T = YELLOW
- U = TAN

M16 connector

FEMALE END VIEW

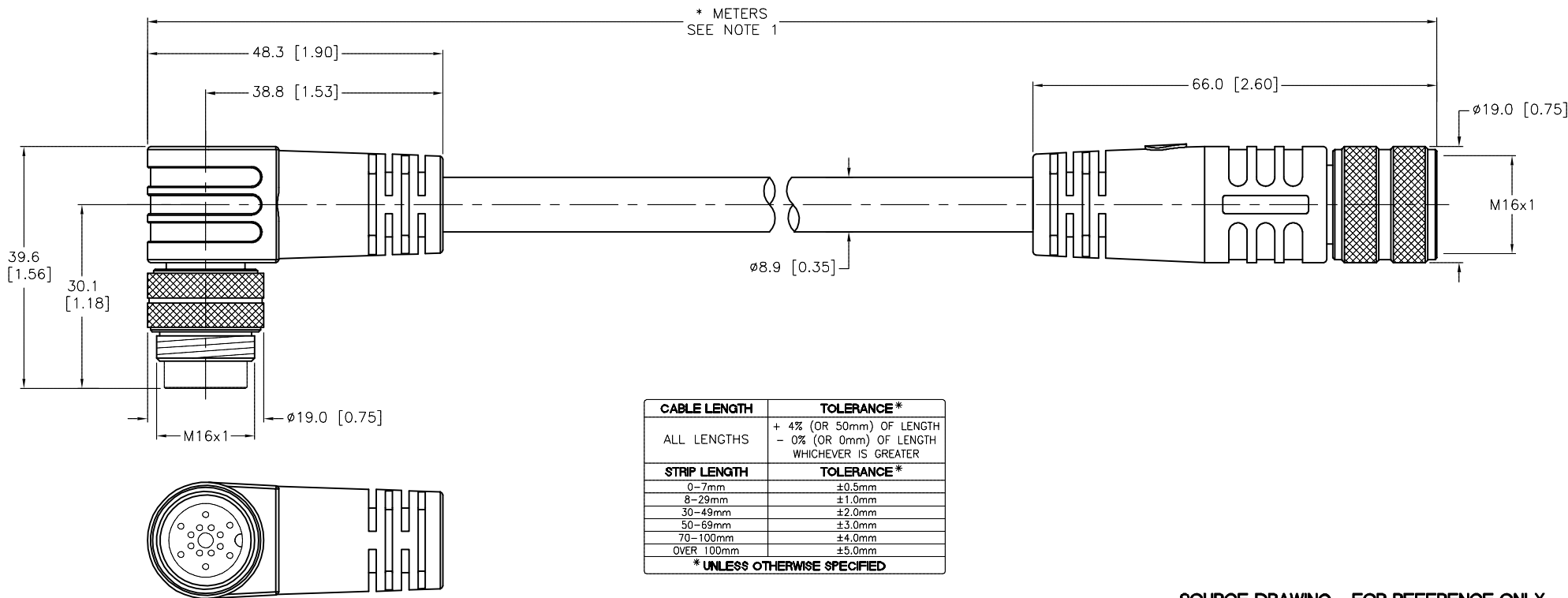


- A = BROWN
- C = RED/BLUE
- E = BLACK
- G = PINK
- J = GREEN
- L = BLUE
- M = ORANGE
- N = GREY/BROWN
- O = VIOLET
- P = WHITE
- R = RED
- S = DRAIN
- T = YELLOW
- U = TAN

M16 connector

SPECIFICATIONS

CONTACT CARRIER MATERIAL/COLOR	TPU/BLACK
MOLDED HEAD MATERIAL/COLOR	TPU/YELLOW
CONTACT MATERIAL/PLATING	BRASS/GOLD
COUPLING NUT MATERIAL	BRASS/NICKEL
RATED CURRENT [A]	3.0 A
RATED VOLTAGE [V]	30 VAC/VDC
OUTER JACKET MATERIAL/COLOR	TPU/YELLOW
CONDUCTOR INSULATION MATERIAL	PVC
NUMBER OF CONDUCTORS [AWG]	19x22 AWG
DRAIN/SHIELD	24 AWG DRAIN/ALUM.-POLYESTER FOIL & TINNED-COPPER BRAID
TEMPERATURE RANGE	-40°C TO +90°C (-40°F TO +194°F)
PROTECTION CLASS	MEETS IEC IP67



SOURCE DRAWING - FOR REFERENCE ONLY

NOTES:

- "*" INDICATES CABLE LENGTH IN METERS. CONTACT TURCK TO ORDER SPECIFIC LENGTHS.
- "/CS11759" DESIGNATES CUSTOM WIRING.

RELATED DOCUMENTS 1. 2. 3. 4.	3RD ANGLE PROJECTION 	THIS DRAWING IS CONFIDENTIAL AND THE PROPERTY OF TURCK INC. USE OF THIS DOCUMENT WITHOUT WRITTEN PERMISSION IS PROHIBITED.		3000 CAMPUS DRIVE MINNEAPOLIS, MN 55441 1-800-544-7769 (763) 553-7300 (763) 553-0708 fax www.turck.us	
		DRFT TV	DATE 04/19/17	DESCRIPTION BSWM BKM 14-1640-*/CS11759	
MATERIAL SEE SPECIFICATIONS	ALL DIMENSIONS DISPLAYED ON THIS DRAWING ARE FOR REFERENCE ONLY	APVD M.A.	SCALE 1=1.0	IDENTIFICATION NO.	
FINISH SEE SPECIFICATIONS		UNIT OF MEASUREMENT MILLIMETER [INCH]		REV A	
		DO NOT SCALE THIS DRAWING		FILE: 777039625	SHEET 1 OF 1

A	DRAWING RELEASE	TV	05/19/17	
REV	DESCRIPTION	BY	DATE	ECO NO.